


# Module II. Technical

## Photo-video concept course

### Topic 1. Photography

#### Activity T1.L1.2. Photography and Cataloguing



Co-funded by the  
Erasmus+ Programme  
of the European Union




# Heritage



Heritage valuation  
criteria








WE WILL LEARN...

WHY WE USE PHOTOGRAPHY TO  
SPREAD HERITAGE  
ELEMENTS.





Analyze the  
outstanding values of  
heritage reality to be  
photographed







IMPROVE YOUR PHOTOGRAPHS...

focused on  
cultural and natural heritage


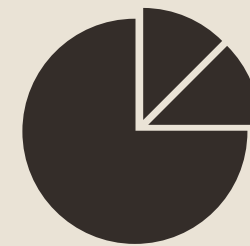

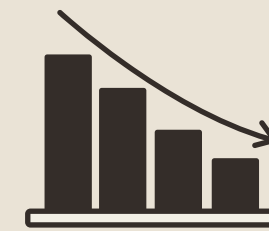



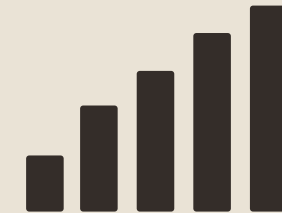





# Activity

Photography and cataloging:

Take more than four photographs that expose the values of the heritage asset in photographic series format.

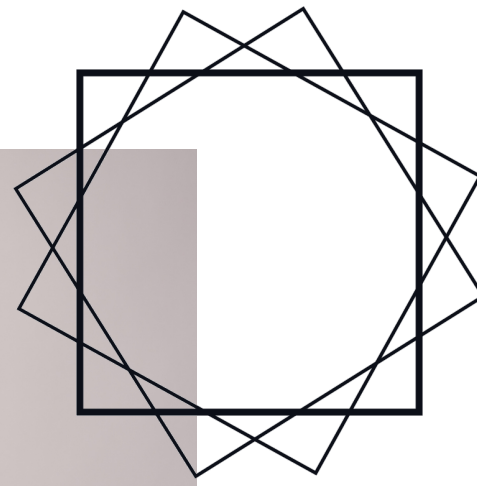






To photograph and catalog the heritage element, we must know its values and know how to portray them in an image.





**OCITY**

Creativity + Innovation & Technology

